



統一企業(股)公司
UNI-PRESIDENT ENTERPRISES CORP.

Security Code: 1216 TT

2018 上半年度業績發佈 2018.8.14

UPCH



UPEC



统一蛋糕屋

茶裏王
回甘 就像现泡
單細胞生茶萃取技術

來一客

統一麵

晨光

純喫茶



Dr. Milker



PCSC



Disclaimers

The information contained in this presentation is intended solely for your personal reference. Such information is subject to change without notice and no representation or warranty express or implied is made as to, and no reliance, should be placed on, the fairness, accuracy, completeness or correctness of the information contained in this presentation. This presentation does not intend to provide, and you may not rely on this presentation as providing, a complete or comprehensive analysis of the Company's financial or trading position or prospects. None of the Company nor any of its respective affiliates, advisors or representatives shall have any liability (in negligence or otherwise) whatsoever for any loss or damage howsoever arising from any use of this presentation or its contents or otherwise arising in connection with this presentation.

This presentation contains projections and forward-looking statements that may reflect the Company's current views with respect to future events and financial performance. Readers are cautioned not to place undue reliance on these forward-looking statements which are subject to various risks and uncertainties and no assurance can be given that actual results will be consistent with these forward-looking statements. The Company undertakes no obligation to publicly update or revise any forward-looking statements, whether as a result of new information, future events or otherwise.

This presentation does not constitute an offer or invitation to purchase or subscribe for any securities or financial instruments or the provision of any investment advice, and no part of it shall form the basis of or be relied upon in connection with any contract, commitment or investment decision in relation thereto, nor does this presentation constitute a recommendation regarding the securities or financial instruments of the Company.

統一企業(1216TT)合併報表損益摘要

單位：新台幣佰萬元

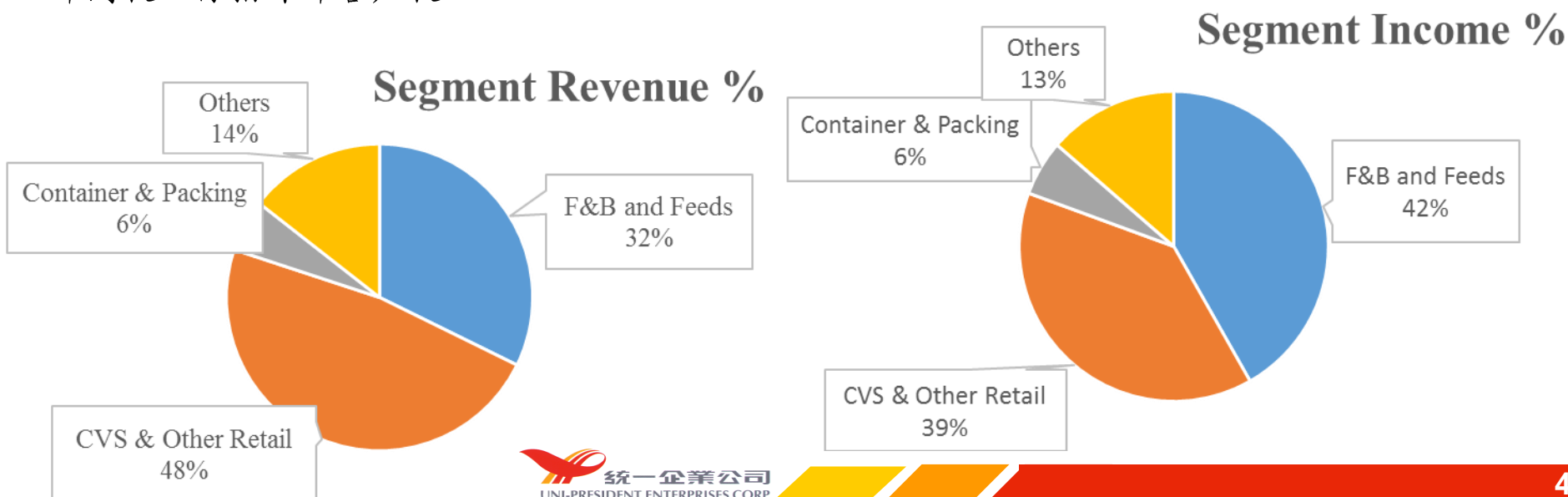
合併基礎	2018上半年			2017上半年	
	金額	%	YoY	金額	%
營業收入	214,646	100.00%	9.39%	196,218	100.00%
營業毛利	73,191	34.10%	12.00%	65,348	33.30%
營業利益	14,847	6.92%	24.51%	11,925	6.08%
稅前淨利	20,294	9.45%	19.36%	17,002	8.66%
本期淨利	15,181	7.07%	8.90%	13,940	7.10%
本期淨利-歸屬於 於母公司業主	9,770	4.55%	6.49%	9,175	4.68%
基本每股盈餘 (元)	1.72			1.61	

統一企業(1216TT)合併報表損益摘要

單位：新台幣佰萬元

2018上半年 部門別	食品 及食糧	便利商店 及流通	包裝 容器	其他	合計	調整 及沖銷	總計
部門收入	69,272	102,548	11,820	31,006	214,646	-	214,646
同比成長率	6.06%	6.80%	17.51%	24.90%	9.39%		9.39%
部門損益	5,913	5,491	820	1,929	14,153	694	14,847
同比成長率	23.44%	11.58%	17.48%	79.28%	23.23%		24.51%

* 部門收入係指外部客戶收入



合併報表現金流量簡表

單位：新台幣十億元

項目	2018上半年	2017上半年
期初現金	54.70	56.33
營運活動之淨現金流入	13.67	14.57
投資活動之淨現金(流出)	17.36	2.23
*資本支出	(6.53)	(8.22)
處分資產/股權淨收入	42.85	3.24
籌資活動之淨現金(流出)	(1.64)	(10.61)
期末現金	84.54	63.78

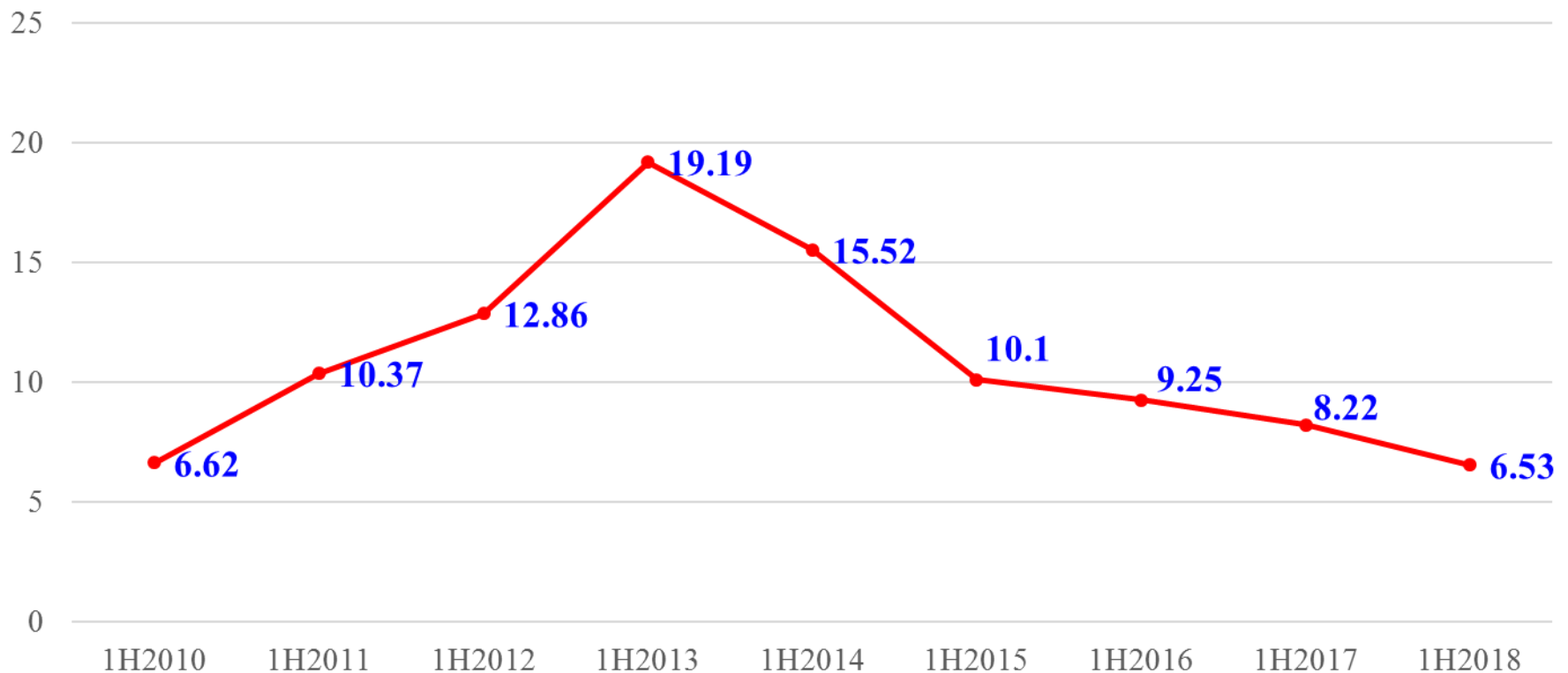
* 資本支出包含購置或出售不動產、廠房及設備現金及利息支付、無形資產增加、預付設備款及支付利息、長期預付租金增加

合併報表現金流量重要項目

* 歷史資本支出 與 營運活動之淨現流

Historical Capex

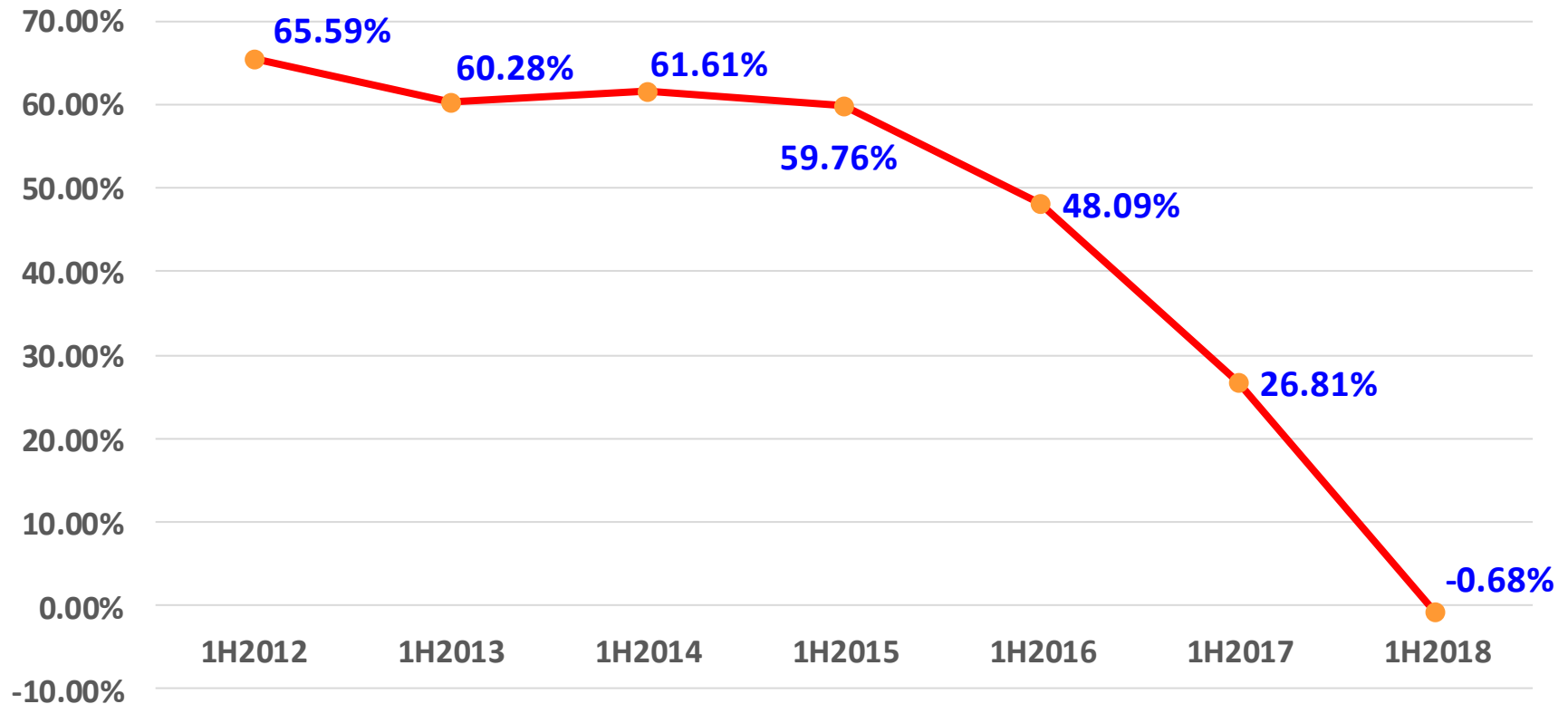
單位：新台幣十億元



* 2014-2017年數字之準則為2013年版IFRS

合併報表主要財務指標

Net Gearing Ratio (Consolidated)



- 2014-2017年數字之準則為2013年版IFRS
- 淨金融負債淨值比 = (總金融負債 - 現金及約當現金) / 總淨值

統一企業(1216TT)之主要獲利貢獻來源(個體基礎)

項目 (單位: 新台幣百萬元)	2018上半年		2017上半年		YoY	2017Y		2016Y	
	金額	佔淨利比	金額	佔淨利比		金額	佔淨利比	金額	佔淨利比
主要之投資收益貢獻來源:									
1.開曼統一	3,031	31%	2,881	31%	5%	4,510	11%	3,737	26%
2.統一超商 (2912TT)	2,375	24%	2,480	27%	-4%	14,108	35%	4,488	31%
3.統一實業 (9907 TT)	540	6%	132	1%	310%	279	1%	492	3%
4.凱友投資	417	4%	675	7%	-38%	13,536	34%	959	7%
5.統一國際開發	340	3%	200	2%	70%	609	2%	335	2%
6.統一綜合證券	296	3%	317	3%	-7%	741	2%	233	2%
7.統一數網	235	2%	177	2%	33%	417	1%	284	2%
8.南聯國際貿易	227	2%	206	2%	10%	426	1%	422	3%
9.光泉牧場	185	2%	169	2%	9%	316	1%	348	2%
10.家福	180	2%	174	2%	3%	356	1%	304	2%
稅後淨利	9,770	100%	9,175	100%	6%	39,845	100%	14,527	100%