



TWSE stock code:1216

2023 全年業績發佈會

15 March, 2024

DISCLAIMER

The information contained in this presentation is intended solely for your personal reference. Such information is subject to change without notice and no representation or warranty express or implied is made as to, and no reliance, should be placed on, the fairness, accuracy, completeness or correctness of the information contained in this presentation. This presentation does not intend to provide, and you may not rely on this presentation as providing, a complete or comprehensive analysis of the Company's financial or trading position or prospects. None of the Company nor any of its respective affiliates, advisors or representatives shall have any liability (in negligence or otherwise) whatsoever for any loss or damage howsoever arising from any use of this presentation or its contents or otherwise arising in connection with this presentation.

This presentation contains projections and forward-looking statements that may reflect the Company's current views with respect to future events and financial performance. Readers are cautioned not to place undue reliance on these forward-looking statements which are subject to various risks and uncertainties and no assurance can be given that actual results will be consistent with these forward-looking statements. The Company undertakes no obligation to publicly update or revise any forward-looking statements, whether as a result of new information, future events or otherwise.

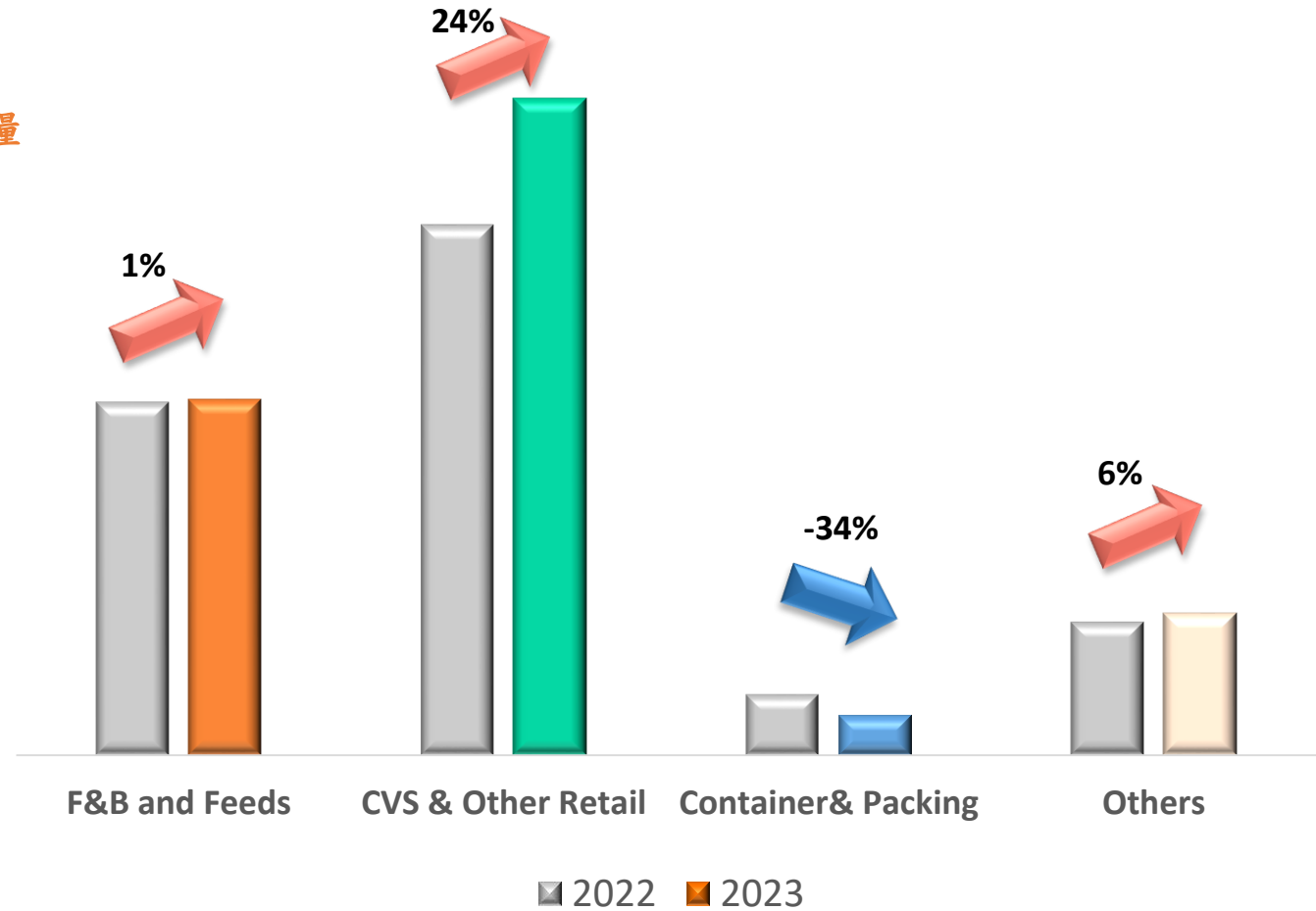
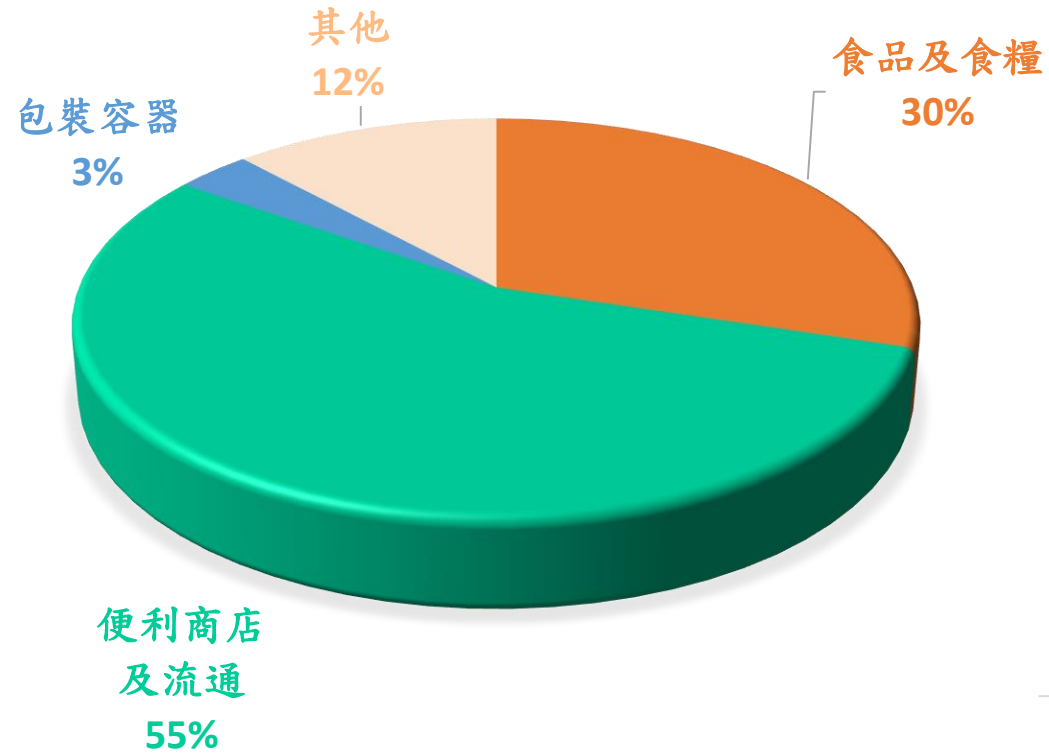
This presentation does not constitute an offer or invitation to purchase or subscribe for any securities or financial instruments or the provision of any investment advice, and no part of it shall form the basis of or be relied upon in connection with any contract, commitment or investment decision in relation thereto, nor does this presentation constitute a recommendation regarding the securities or financial instruments of the Company.

合併報表損益摘要

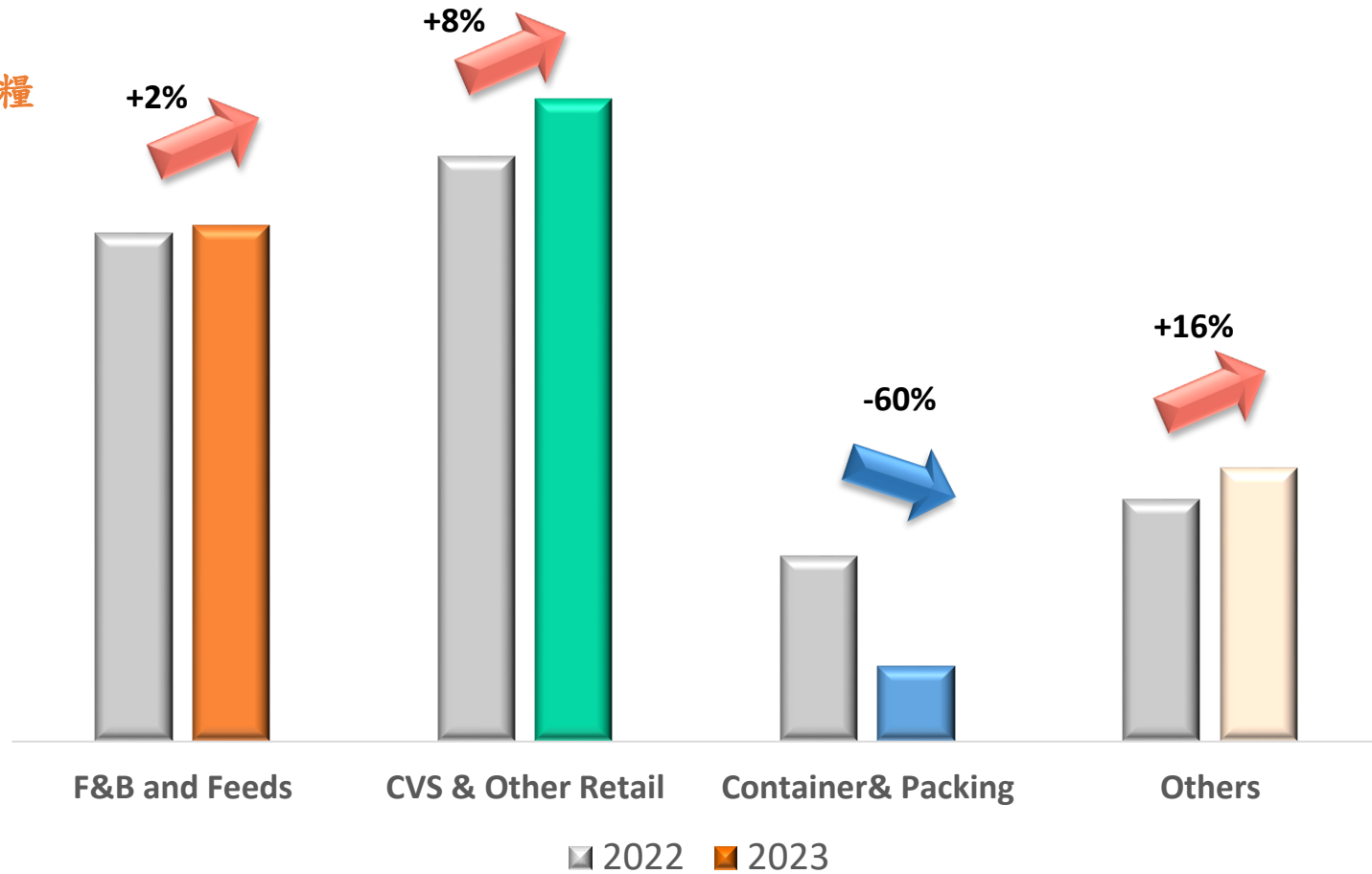
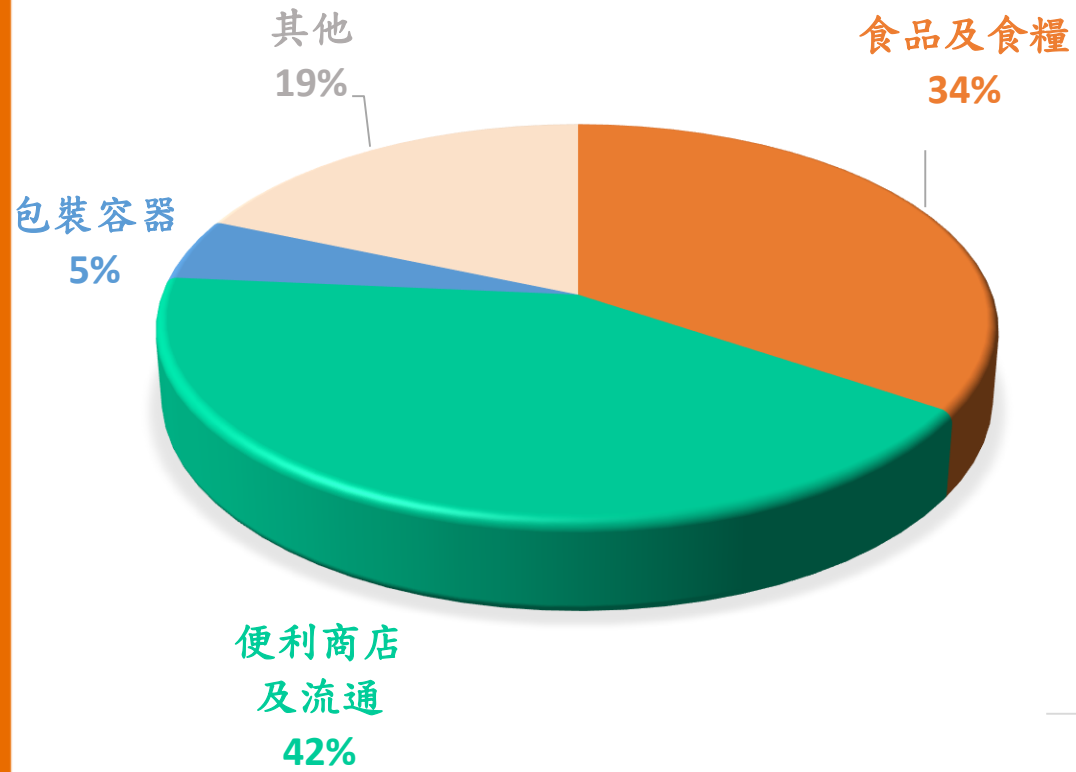
單位:新台幣百萬元	2023	2022	YoY
營業收入	581,103	524,832	10.72%
營業毛利	187,814	167,650	12.03%
營業利益	28,641	29,017	-1.30%
營業外收(支)	20,050	6,325	216.99%
稅前淨利	48,691	35,342	37.77%
本期淨利歸屬於母公司業主	18,336	17,168	6.80%
基本每股盈餘(元)	3.23	3.02	0.21
每股現金股利*	3.00	3.15	-0.15
營業毛利率	32.32%	31.94%	+0.38 ppts
稅前淨利率	8.38%	6.73%	+1.65 ppts

* 2023年股利經2024/3/7董事會決議通過，尚待提股東常會決議

合併部門別收入



合併部門別營業利益



合併資產負債表及重要財務指標

單位:新台幣佰萬元	2023		2022	
	金額	%	金額	%
現金及約當現金	100,856	15.15%	96,986	17.59%
金融資產 - 流動*	27,249	4.09%	23,964	4.35%
總資產	665,879	100%	551,400	100%
總借款**	152,323	22.88%	115,821	21.00%
總權益	195,214	29.32%	192,195	34.86%
權益報酬率		15.64%		14.22%
流動比		97.09%		111.67%
付息負債/總權益比率		78.03%		60.26%
淨含息負債/總權益比率		26.36%		9.80%

* Including Financial assets at fair value through profit or loss & Financial assets at amortized cost

**Excluding lease liabilities

合併現金流量表

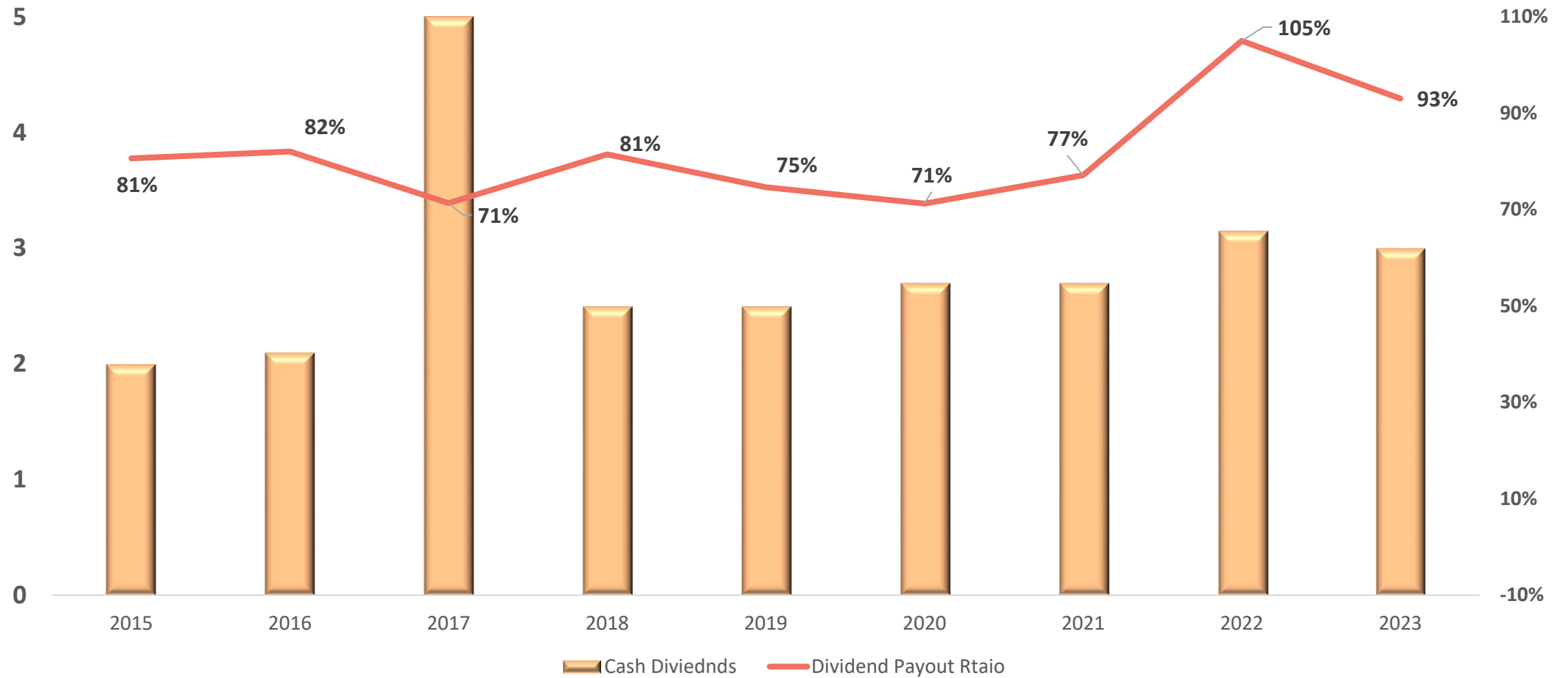
單位:新台幣佰萬元	2023	2022
期初現金	96,986	80,838
營運活動之淨現金流入	73,132	62,772
投資活動之淨現金流出	(61,618)	(25,162)
企業合併現金淨支付數	(23,696)	-
資本支出*	(29,525)	(24,606)
融資活動之淨現金流出	(7,467)	(23,850)
發放現金股利	(17,898)	(15,341)
期末現金	100,856	96,986

*資本支出包含購置或出售不動產、廠房及設備現金及利息支付、使用權資產與無形資產增加及處分、投資性不動產購置及處分、預付設備款。

前十大採權益法認列投收子公司/關聯企業(個體基礎)

單位:新台幣百萬元	2023		2022		YoY
	Amount	% of Pretax	Amount	% of Pretax	%
營業利益	1,694	6%	2,000	11%	-15.30%
權益法認列之投資收益	20,686	70%	15,649	84%	32.19%
1. 統一超商 (45.4%)	7,394	25%	4,189	22%	76.53%
2. 開曼統一 (100%)	6,996	24%	5,415	29%	29.20%
3. 南聯國際 (100%)	1,027	3%	892	5%	15.18%
4. 統一證券 (28.68%)	826	3%	209	1%	294.72%
5. 凱友投資 (100%)	603	2%	419	2%	43.93%
6. 統一數網 (100%)	480	2%	496	3%	-3.15%
7. 大統益 (38.50%)	464	2%	472	3%	-1.74%
8. 光泉牧場 (31.25%)	381	1%	437	2%	-12.84%
9. 統一實業 (45.55%)	311	1%	1,033	6%	-69.90%
10. 統一國際開發 (69.37%)	309	1%	111	1%	178.35%
稅前淨利	29,395	100%	18,699	100%	57.20%

穩定的股利發放



連續 41 年發放股利，累積配股配息合計為 **NT\$82.3 元**

* 2023 年股利經 2024/3/7 董事會決議通過，尚待提股東常會決議。