



TWSE stock code:1216

2024年 全年業績發佈會

14 March, 2025

DISCLAIMER

The information contained in this presentation is intended solely for your personal reference. Such information is subject to change without notice and no representation or warranty express or implied is made as to, and no reliance, should be placed on, the fairness, accuracy, completeness or correctness of the information contained in this presentation. This presentation does not intend to provide, and you may not rely on this presentation as providing, a complete or comprehensive analysis of the Company's financial or trading position or prospects. None of the Company nor any of its respective affiliates, advisors or representatives shall have any liability (in negligence or otherwise) whatsoever for any loss or damage howsoever arising from any use of this presentation or its contents or otherwise arising in connection with this presentation.

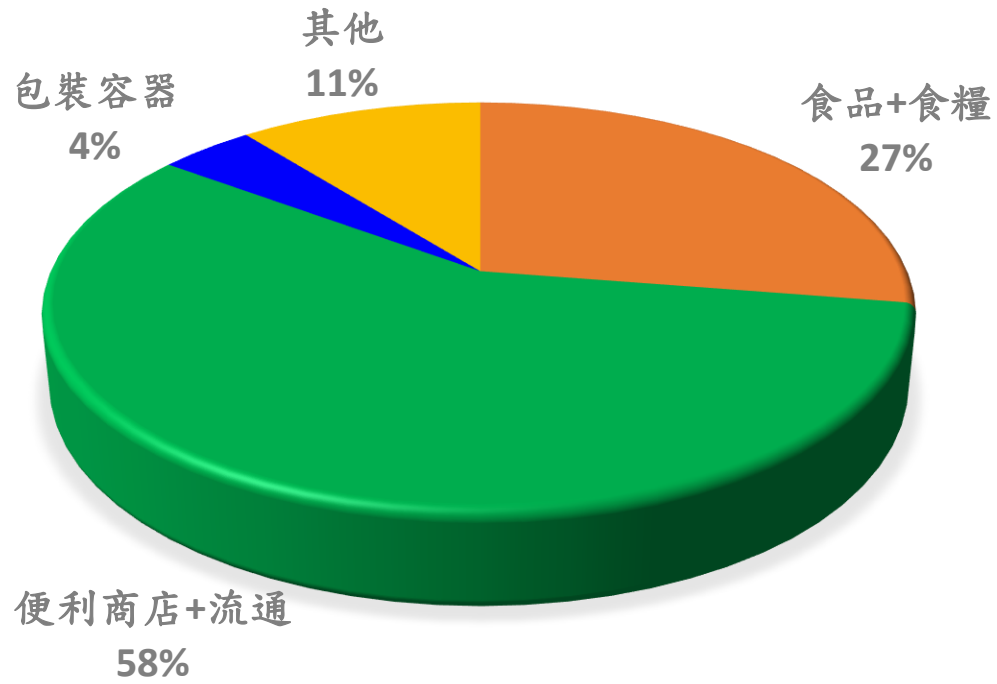
This presentation contains projections and forward-looking statements that may reflect the Company's current views with respect to future events and financial performance. Readers are cautioned not to place undue reliance on these forward-looking statements which are subject to various risks and uncertainties and no assurance can be given that actual results will be consistent with these forward-looking statements. The Company undertakes no obligation to publicly update or revise any forward-looking statements, whether as a result of new information, future events or otherwise.

This presentation does not constitute an offer or invitation to purchase or subscribe for any securities or financial instruments or the provision of any investment advice, and no part of it shall form the basis of or be relied upon in connection with any contract, commitment or investment decision in relation thereto, nor does this presentation constitute a recommendation regarding the securities or financial instruments of the Company.

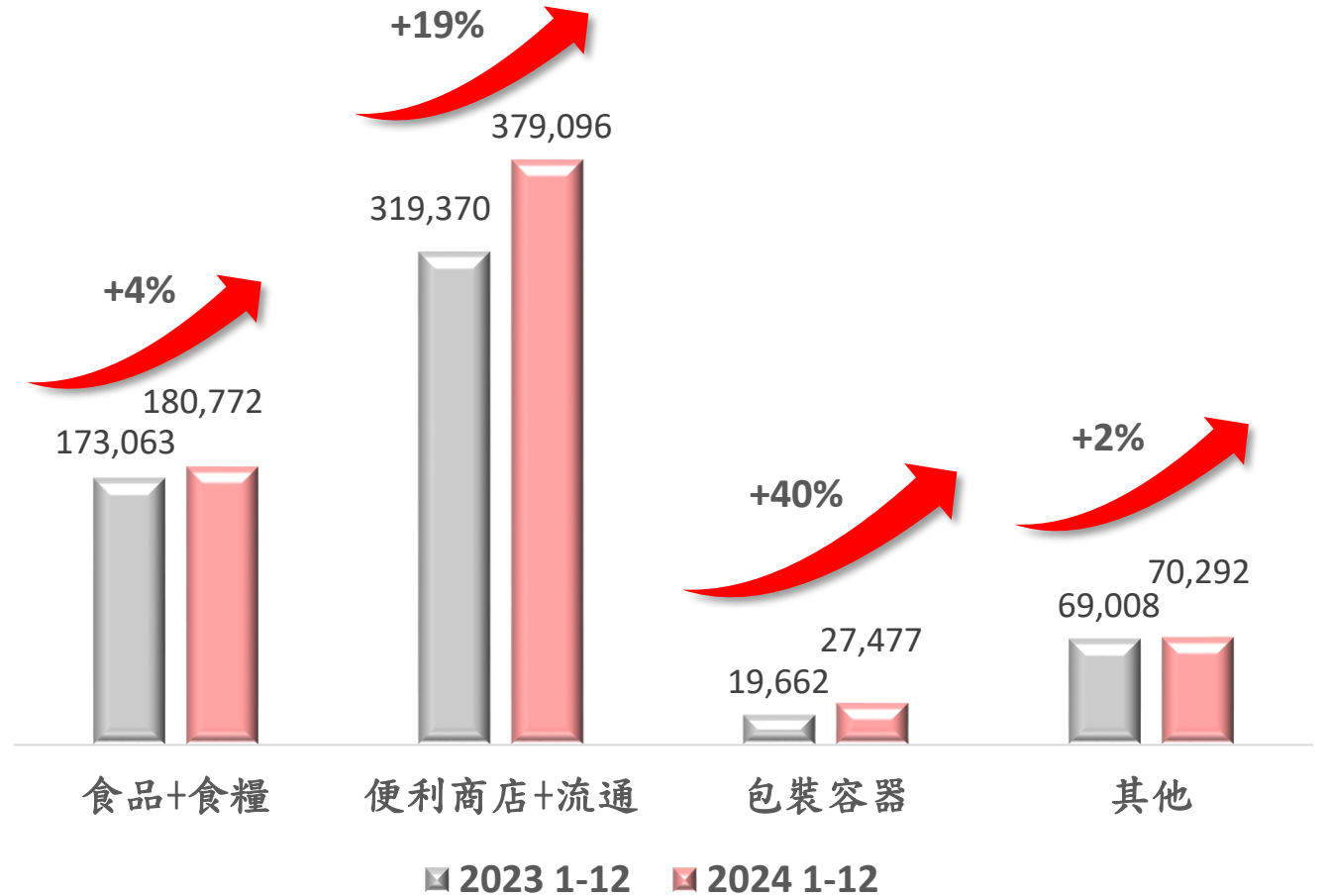
合併報表損益摘要

單位:新台幣百萬元	2024年	2023年	差異
營業收入	657,637	581,103	13.17%
營業毛利	215,129	187,814	14.54%
營業利益	33,827	28,641	18.11%
按權益法認列之損益	3,343	2,568	30.18%
稅前淨利	42,227	48,691	-13.28%
本期淨利歸屬於母公司業主	20,673	18,336	12.74%
基本每股盈餘(元)	3.64	3.23	12.69%
每股現金股利*	3.00	3.00	-
營業毛利率	32.71%	32.32%	+0.39 pts
營業利益率	5.14%	4.93%	+0.21 pts

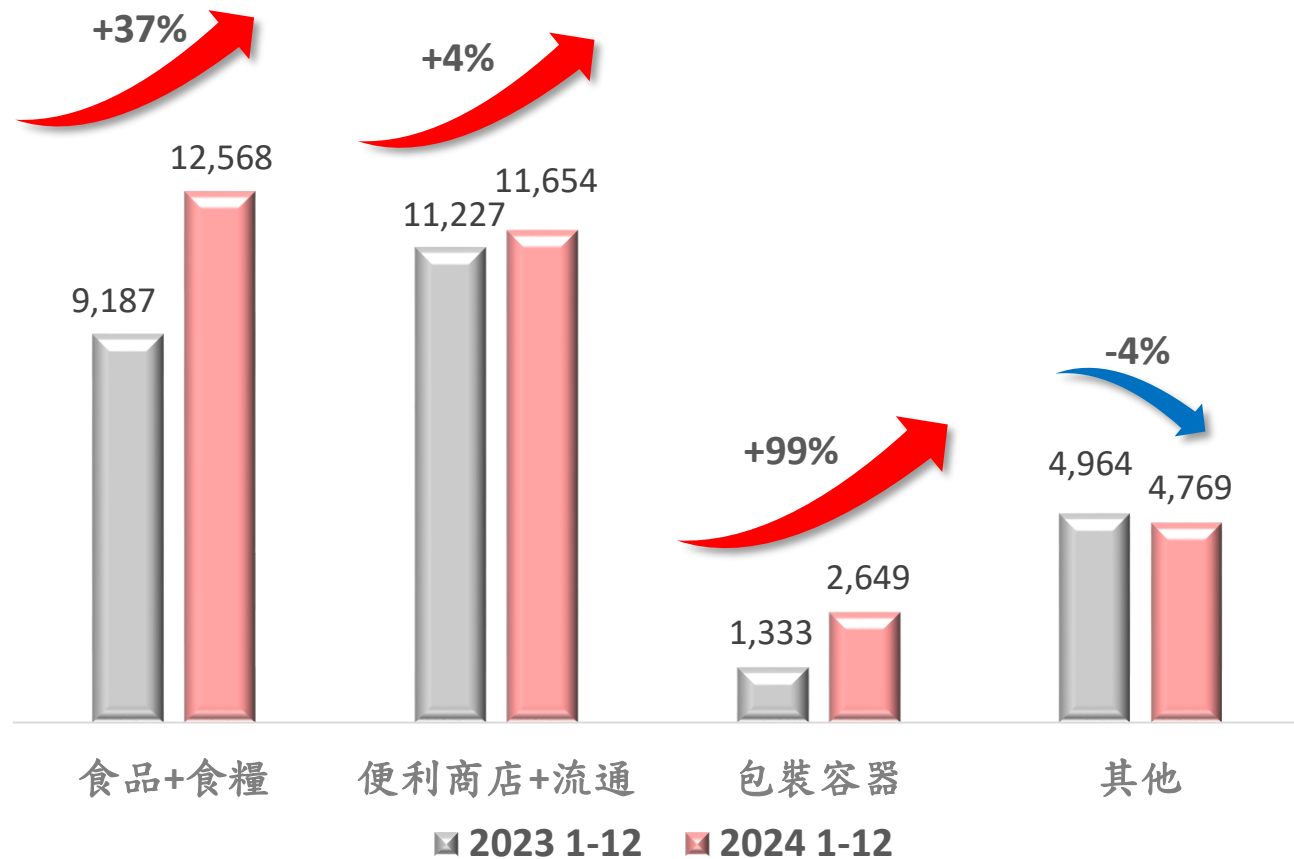
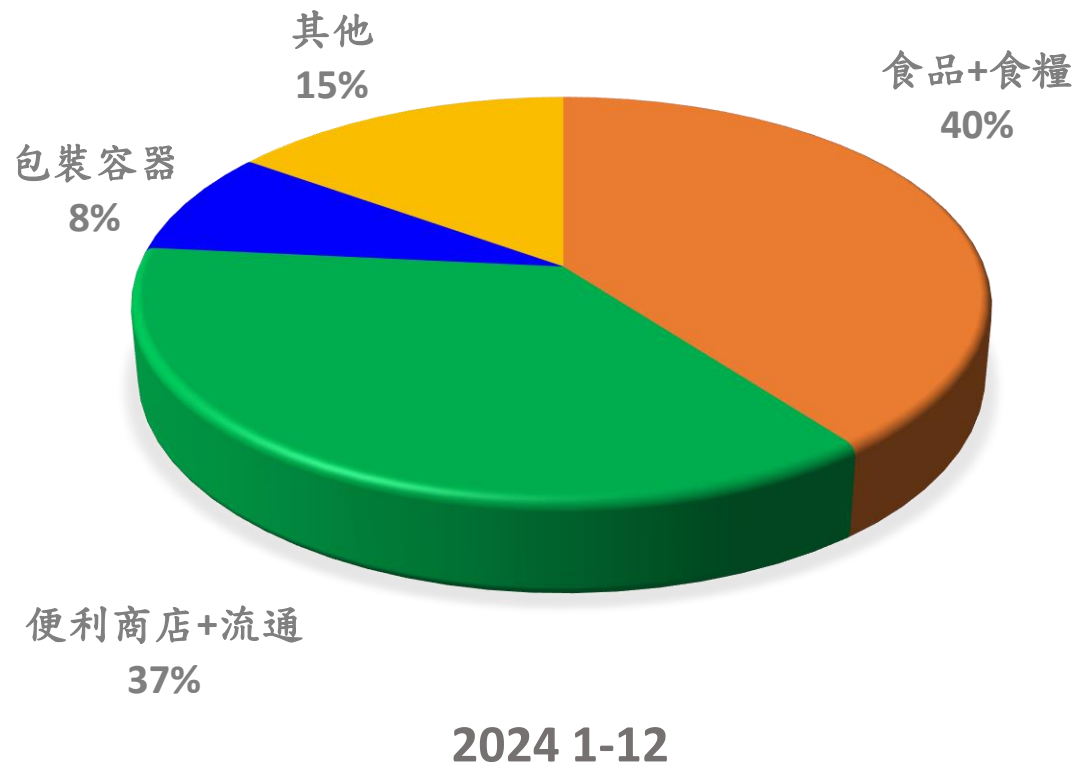
合併部門別收入



2024 1-12



合併部門別營業利益



合併資產負債表及重要財務指標

單位:新台幣佰萬元	2024		2023	
	金額	%	金額	%
現金及約當現金	100,442	14.15%	100,856	15.15%
金融資產 - 流動*	34,089	4.80%	27,249	4.09%
總資產	709,951	100%	665,879	100%
總借款**	157,418	22.17%	152,323	22.88%
總權益	209,519	29.51%	195,214	29.32%
權益報酬率		15.98%		15.64%
流動比		97.73%		97.09%
付息負債/總權益比率		75.13%		78.03%
淨含息負債/總權益比率		27.19%		26.36%

* 包括透過損益按公允價值衡量之金融資產-流動及按攤銷後成本衡量之金融資產-流動

**租賃負債不計入

合併現金流量表

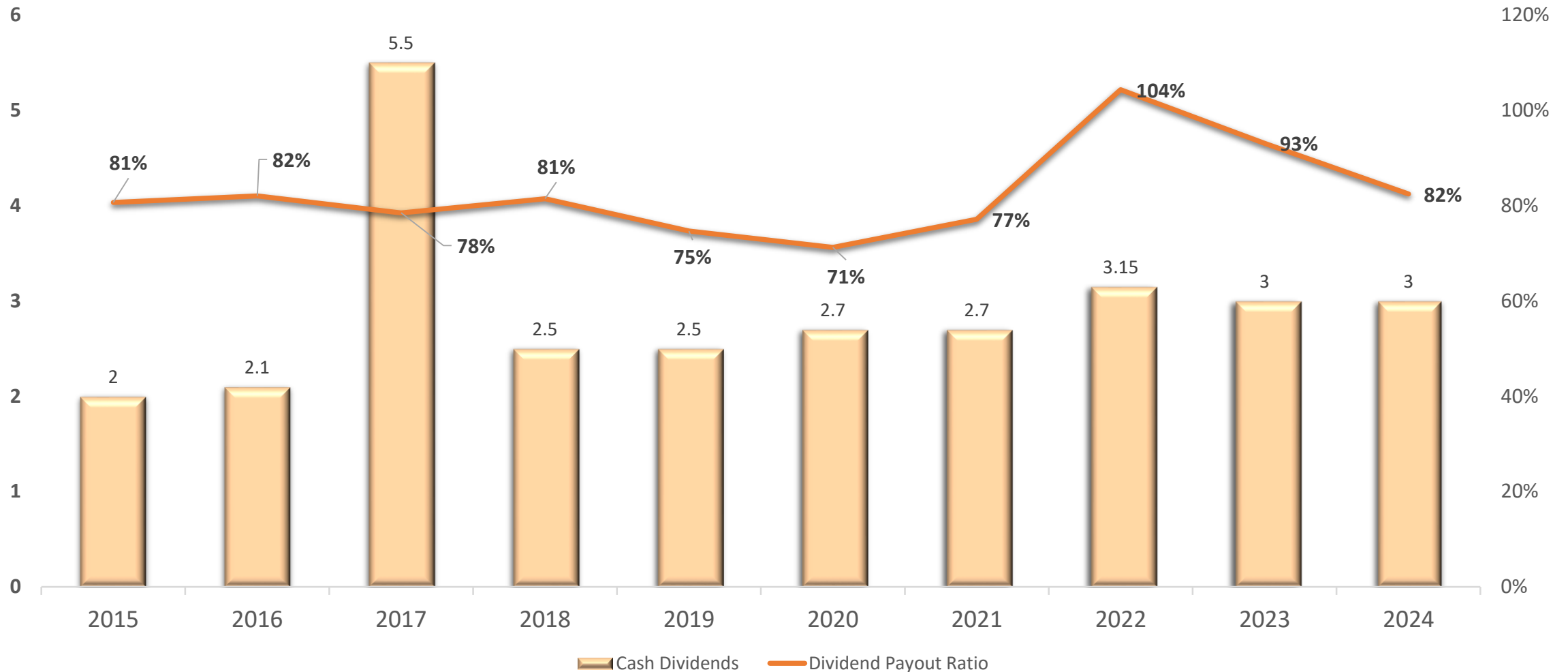
單位:新台幣佰萬元	2024年	2023年
期初現金	100,856	96,986
營運活動之淨現金流入	78,441	73,132
投資活動之淨現金流出	(40,958)	(61,618)
資本支出*	(38,659)	(29,825)
企業合併現金淨收入(支付)數	814	(23,696)
融資活動之淨現金流出	(39,821)	(7,467)
發放現金股利	(17,046)	(17,898)
期末現金	100,442	100,856

*資本支出包含購置或出售不動產、廠房及設備現金及利息支付、使用權資產與無形資產增加及處分、投資性不動產購置及處分、預付設備款及利息支付、預付土地款。

前十大採權益法認列投收子公司/關聯企業(個體基礎)

單位:新台幣百萬元	2024		2023		YoY
	Amount	% of Pretax	Amount	% of Pretax	%
營業利益	2,450	11%	1,694	6%	44.63%
權益法認列之投資收益	19,387	88%	20,686	70%	-6.28%
1. 開曼統一 (100%)	6,983	32%	6,996	24%	-0.19%
2. 統一超商 (45.40%)	5,238	24%	7,394	25%	-29.16%
3. 統一證券 (28.68%)	1,254	6%	826	3%	51.90%
4. 南聯 (100%)	1,223	6%	1,027	3%	19.13%
5. 統一實業 (45.55%)	692	3%	311	1%	122.81%
6. 大統益 (38.50%)	507	2%	464	2%	9.34%
7. 凱友投資 (100%)	493	2%	603	2%	-18.33%
8. 統一數網 (100%)	491	2%	480	2%	2.34%
9. 統一國際開發 (69.37%)	424	2%	309	1%	37.45%
10. 光泉牧場 (31.25%)	409	2%	381	1%	7.26%
稅前淨利	22,120	100%	29,395	100%	-24.75%

穩定的股利發放



連續 42 年發放股利，累積配股配息合計為 **NT\$85.3 元**